

MED+

Medical Equipment Distribution

IMPROVING LIFESTYLES



PRODUCT CATALOG

Scan QR Code
Visit Our Website



Stay in the home you love
with our home healthcare solutions

CALL OR EMAIL US TO PLACE AN ORDER FOR A FREE CONSULTATION



416-477-5960



medplus@medplushealth.ca



www.medplushealth.ca



120 McLevin Ave, Units 2A/3,
Scarborough, ON M1B 3E9



5040 Mainway, Unit 3
Burlington, ON L7L 7G5



ONE SOURCE FOR ALL YOUR HOME HEALTHCARE PRODUCTS

MED+ Medical Equipment Distribution has been serving the community for over 30 years, providing specialized medical equipment and products for individuals who are aging or recovering from an injury. Our staff takes a personal, hands-on approach to tailor solutions that meet each individual's needs, including delivering, installing, and assisting with home renovations to reduce mobility issues. Our commitment is to help our clients maintain comfort and independence in their own lives.

MED+ Medical Equipment Distribution proudly services communities across the Greater Toronto Area and is an authorized ADP vendor. We are incredibly proud of our community partnerships with healthcare providers, retirement homes, and long-term care facilities.

OUR VISION

To be an integral part of our clients' success through our competitive pricing, quality products and our commitment to service excellence.

OUR MISSION

To meet our clients needs through innovative solutions for medical equipment, supplies, and mobility in a constantly changing healthcare environment.

OUR VALUES

Our passion for excellent service is driven by our values of accountability; integrity; trust, respect and professionalism.

Contact us with your requirements, and let us work to meet all your mobility, comfort, and independent needs.

CALL **416-477-5960**

TO ORDER OR VISIT OUR

WEBSITE WWW.MEDPLUSHEALTH.CA



PRODUCT DIRECTORY



BATHROOM SAFETY

4


Bath Lifts, Bath Mats, Commodes , Grab Bars , Hand Held Showers, Raised Toilet Seats, Shower Chairs, Transfer Benches, and Urinals/bedpans



BEDROOM EQUIPMENT

14

Homecare Beds, Leisure Beds, Foam Mattresses, Non Powered Mattresses, Powered Mattresses, Mattress Overlays, Overbed Tables, Bed Rails, and Transfer Devices



INCONTINENCE

23

Briefs, Underwear, Wipes and Underpads



LIFT CHAIRS

25

3 Position, Infinite Position, Accessories



MOBILITY

28

Canes, Crutches, Transport Chairs, Aluminum Walkers, Rollators, Stand Tall Walkers, Folding Wheelchairs, Rigid Wheelchairs, Tilt Wheelchairs, Power Wheelchairs, Power Addon Devices, Scooters and Seating



PAIN MANAGEMENT

43

Tens/ems, Massagers and Blood Pressure Monitors

PRODUCT DIRECTORY



PATIENT LIFTS

47

Standing and Traditional



TRANSFER DEVICES

49



SPECIALTY FURNITURE

51

Senior Living & Healthcare



AIDS TO DAILY LIVING

53


Around The House, Bathroom Aids, Bedroom Aids, And Mobility



HOME ACCESSIBILITY

58

Ceiling Lifts, Door Openers, Pool Lifts, Railings, Stairlifts, Vertical Platform Lifts, Wheelchair Ramps, And Renovations



RENOVATIONS

64

Bathrooms and Kitchens



BATHROOM SAFETY

MED+ Medical Equipment Distribution has access to an extensive selection of bathroom accessibility products. We have the products you need to improve the overall safety of your bathroom. Whether you are looking for something specific or are simply looking for new ways to improve your bathroom accessibility and safety through a renovation, we can help. Choose from bath lifts, bath mats, grab bars, hand held shower heads, raised toilet seats, shower chairs, transfer benches, tub bars and more. The use of bathroom safety products provides you with many benefits, including: Improved safety, greater accessibility to all areas of your bathroom, better functionality and peace of mind.

MED+ is a leader in providing bathroom safety products for your home. We take pride in helping our clients and caregivers of our clients with the tools and resources they need to help people stay in the home they love. We are committed to helping our clients find the bathroom safety products they need to be more independent and have the confidence to move around more freely. If you have questions or comments about any of our bathroom safety products, please don't hesitate to contact us. We look forward to assisting you.

BATH LIFTS



A1-1

STANDARD TUB

A bathlift is made for a person who has difficulty getting in and out of a bathtub. Bath lifts gently lower or lift the user into and out of the tub. Bath lifts can be for therapeutic use, such as people with arthritis who need to stabilize themselves while lowering.



A1-2

JACUZZI STYLE

A bathlift is made for a person who has difficulty getting in and out of a bathtub. Bath lifts gently lower or lift the user into and out of the tub. Bath lifts can be for therapeutic use, such as people with arthritis who need to stabilize themselves while lowering. Has extra wide side flaps to accommodate jacuzzi style tubs.

BATH MATS



A2-1

STANDARD

A bathmat is designed to prevent slips and falls inside the bathtub or shower. It is held securely by multiple suction cups.



A2-2

MASSAGE ZONES

A bathmat is designed to prevent slips and falls inside the bathtub or shower. It is held securely by multiple suction cups. This bathmat comes with invigorating massage zones for sore feet.



A2-3

TEMPERATURE GAUGE

A bathmat is designed to prevent slips and falls inside the bathtub or shower. It is held securely by multiple suction cups. This bathmat has a temperature indicator to indicate water temperature.

COMMODOES | STATIONARY



STANDARD

A 3 in 1 Commode is a single device that can perform three different functions. It can be used as a bedside commode, a raised toilet seat and a toilet safety frame.



BARIATRIC

A 3 in 1 Commode is a single device that can perform three different functions. It can be used as a bedside commode, a raised toilet seat and a toilet safety frame. Bariatric version can accommodate 650 lbs

COMMODOES | WHEELED



WHEELED

A wheeled commode can be positioned over a standard toilet or used as a portable self-contained commode. With four swivel casters this commode chair can be used to transport people short distances and get into small places.

COMMODOES | SHOWER



ATTENDANT PROPEL

A shower commode can be positioned over a standard toilet or used as a portable self-contained commode. With four swivel casters this commode chair can be used to transport people short distances and get into small places. Made from rust proof materials and can be used to shower individuals



SELF PROPEL

A shower commode can be positioned over a standard toilet or used as a portable self-contained commode. Comes with 24" rear wheels for self propelling. This commode chair can be used to transport people short distances and get into small places. Made from rust proof materials and can be used to shower individuals



ATTENDANT TILT

A shower commode can be positioned over a standard toilet or used as a portable self-contained commode. With four swivel casters this commode chair can be used to transport people short distances and get into small places. Has a tilt range of 0-40 degrees. Made from rust proof materials and can be used to shower individuals

GRAB BARS | WALL MOUNTED



A6-1

STAINLESS STEEL 1"

Grab bars are safety devices designed to enable a person to maintain balance, lessen fatigue while standing, hold some of their weight while maneuvering or have something to grab onto in case of a slip or fall



A6-2

STAINLESS STEEL 1.5"

Grab bars are safety devices designed to enable a person to maintain balance, lessen fatigue while standing, hold some of their weight while maneuvering or have something to grab onto in case of a slip or fall. 1.5" diameter for easier gripping.



A6-3

STAINLESS STEEL W/TOWEL HOLDER

Grab bars are safety devices designed to enable a person to maintain balance, lessen fatigue while standing, hold some of their weight while maneuvering or have something to grab onto in case of a slip or fall. Equipped with towel rack beneath.



A6-4

STAINLESS STEEL W/ PAPER HOLDER

Grab bars are safety devices designed to enable a person to maintain balance, lessen fatigue while standing, hold some of their weight while maneuvering or have something to grab onto in case of a slip or fall. Equipped with toilet paper holder.



A6-5

STAINLESS STEEL W/SHELF

Grab bars are safety devices designed to enable a person to maintain balance, lessen fatigue while standing, hold some of their weight while maneuvering or have something to grab onto in case of a slip or fall. Equipped with a shelf.



A6-6

OUTDOOR

Safety grab bar ideal for all outdoor areas. New attractive soft grip bar is comfortable and easy to hold. Fully weather resistant, with horizontally over-moulded rubber grips, which help to prevent the users hand slipping down the rail, even when wet.

GRAB BARS | TUB MOUNTED



A7-1

PLASTIC

The bathtub grab bar is designed to provide added stability when getting in and out of the bathtub.



A7-2

STEEL

The bathtub grab bar is designed to provide added stability when getting in and out of the bathtub. Made from rust resistant steel.



A7-3

MULTI ADJUST

The bathtub grab bar is designed to provide added stability when getting in and out of the bathtub. Height adjustable. Made from rust resistant steel.

HAND HELD SHOWERS



A8-1

HAND HELD SHOWER

A flexible hose attaches to the shower head. It gives you the freedom to hold the shower head handle in your hand and move the spray as needed.



A8-2

ADJUSTABLE SHOWER SET

A flexible hose attaches to the shower head. Comes complete with a mounting bar, so the shower head can be positioned at any height.

RAISED TOILET SEATS



CLAMP ON W/ARMS

A raised toilet seat is used to raise the height of a toilet to a comfortable level, making it easier to sit down and get up. Support arms give extra stability. Replaces existing toilet seat.



CLAMP ON W/LID

A raised toilet seat is used to raise the height of a toilet to a comfortable level, making it easier to sit down and get up. Comes with a lid



RISER W/ARMS

A toilet seat riser is used to raise the height of a toilet to a comfortable level, making it easier to sit down and get up. Support arms give extra stability. Used with existing toilet seat.



TOILET SAFETY FRAME

A toilet safety frame is an aluminum frame installed around the toilet that provides assistance in sitting down and rising from the seat.



TOILET SUPPORT RAIL

A toilet support rail safety frame is a steel frame installed around the toilet that provides assistance in sitting down and rising from the seat. Has soft handles for comfort.



ULTIMATE SAFETY FRAME

A toilet support rail safety frame is a steel frame installed around the toilet that provides assistance in sitting down and rising from the seat. Has soft handles for comfort. Adjustable arm angle for added adjustability

SHOWER CHAIRS



A10-1

W/BACK

A shower chair is a portable seat with a back for the tub or shower. It comes with non-slip, rubber feet for added safety.



A10-2

W/BACK AND ARMS

A shower chair is a portable seat with a back and arms for the tub or shower. It comes with non-slip, rubber feet for added safety.



A10-3

SWIVEL

A shower chair is a portable seat with a back and arms for the tub or shower. It comes with non-slip, rubber feet for added safety. Seat swivels and locks in 90D increments to reduce skin shear.



A10-4

BARIATRIC

A shower chair is a portable seat with a back for the tub or shower. It comes with non-slip, rubber feet for added safety. Reinforced frame for added weight capacity.



A10-5

STOOL

A shower Stool is a portable seat for the tub or shower. It comes with non-slip, rubber feet for added safety. Ideal for small spaces.



A10-6

STOOL W/SWIVEL SEAT

A shower stool is a portable seat for the tub or shower. It comes with non-slip, rubber feet for added safety. Ideal for small spaces. Seat swivels to reduce skin shear.

TRANSFER BENCHES



NON PADDED

A transfer bench helps a user access a bathtub by sliding across the surface from outside the tub to the inside. Has a plastic seat and left/right armrest.



PADDED

A transfer bench helps a user access a bathtub by sliding across the surface from outside the tub to the inside. Has a padded seat and left/right armrest.



BARIATRIC

A transfer bench helps a user access a bathtub by sliding across the surface from outside the tub to the inside. Has a plastic seat and left/right armrest. Reinforced frame for added weight capacity.



W/CURTAIN CUTOUT

A transfer bench helps a user access a bathtub by sliding across the surface from outside the tub to the inside. Has a plastic seat and left/right armrest. Cutout in frame accommodates shower curtain to avoid water spillage.



SLIDING

A transfer bench helps a user access a bathtub by sliding across the surface from outside the tub to the inside. Has a plastic seat and left/right armrest. Seat slides across frame to reduce skin shear.

URINALS/BEDPANS



A11-1

MALE

Essential for anyone who has trouble getting out of bed. Designed to prevent spills. Sturdy grip for easy handling and can be used in several positions by the patient.



A11-2

FEMALE

Essential for anyone who has trouble getting out of bed. Designed to prevent spills. Sturdy grip for easy handling and can be used in several positions by the patient.



A11-3

BEDPAN

For anyone who has difficulty getting out of bed. Contour design provides comfort and ease for use.



A11-4

SITZBATH

Ideal for use in treatment of hemorrhoids and other conditions in the anal and genital areas, and especially after an episiotomy. Designed to fit standard toilets. Lightweight, durable and easy-to-clean



BEDROOM EQUIPMENT

A comfortable and safe bedroom environment is essential for maintaining good health and well-being, especially for those who require extra assistance with mobility or have specific medical needs. Our Bedroom Equipment category offers a range of equipment to help make your bedroom a comfortable, secure, and functional space. From homecare beds and foam mattresses to bed rails and transfer devices, our products are designed to support and aid in movement, making it easier for you to get in and out of bed and sleep comfortably throughout the night. Please browse our selection to find the equipment that best meets your needs and improves your quality of life.

HOMECARE BEDS



B1-1

MEDLINE MEDLITE

The Medlite Full Electric Hospital Bed Package by Medline is a full-electric, low home hospital bed with an excellent height range. This hospital bed features premium Linak motors, a battery back-up system and strong, rolling casters.



B1-2

INVACARE ETUDE

The attractively designed Etude HC Low Hospital Bed by Invacare has an industry-leading height range that ensures the comfort and safety of patients and caregivers. The Etude Homecare Bed is a great choice for use at home or in a community home care facility.



B1-3

JOERNS WECARE

Joerns WeCare full-electric bed offers all the functions and stability of an institutional frame with an easy to deliver and assemble package. The split-frame design combines easy, one-person delivery with ultra-low bed height for fall prevention and a full-range of options to deliver convenient, effective care in any environment.



B1-4

DRIVE MEDICAL SOLITE BED

The Solite Pro is a high quality, reliable, durable bed designed to meet patient needs at home. This electrically operated, 4 section profiling bed features a built-in auto regression function, and transport stand storage locators. The optional patented side rails can be added for complete in-bed safety whilst ensuring easier ingress and egress for the patient.



B1-5

HÄLSA BED

The Hälsa Bed is an electric, adjustable home care bed available in standard and plus sizes and includes a 10-button hand pendant. The Trendelenburg (and Reverse Trendelenburg) feature comes standard and allows clients to lay flat on their back on a 15–30 degree incline with their feet elevated above the head. Additionally, it offers the capability of moving both the head and foot sections simultaneously.



B1-6

HUMANCARE FLOORLINE

The Floorline is designed to facilitate comfortable long-term care while safely reducing injuries to users prone to falling out of bed. This bed features an exceptional low height of just 3.7", a one-piece construction, and easy electric adjustment.

HEMOCARE BEDS

MEDMIZER ACTIVECARE

Ideal for at-home, hospital, or care facility use, this easy-to-operate bed does it all.



B2-1

DELUXE

Activecare™ bed's fully rotational and adjustable design makes getting in and out of bed easier and provides customized home-like comfort for patients of all mobility levels. Deluxe version comes with premium aesthetics, stand assist, battery backup and nightlight



B2-2

Standard

Activecare™ bed's fully rotational and adjustable design makes getting in and out of bed easier and provides customized home-like comfort for patients of all mobility levels. The standard version comes with stand assist



B2-3

FIXED HEIGHT

Activecare™ bed's fully rotational and adjustable design makes getting in and out of bed easier and provides customized home-like comfort for patients of all mobility levels.

LEISURE BEDS



B3-1

HARMONY 1

Lets you find the perfect position for you to optimize your sleeping conditions. The easy to use wireless remote control has the ability to raise or lower the head section,the foot section or both simultaneously. With infinite adjustability you will find the perfect position to optimize your sleep.



B3-2

HARMONY HI-LO

Lets you find the perfect position for you to optimize your sleeping conditions. The easy to use wireless remote control has the ability to raise or lower the head section,the foot section or both simultaneously. With infinite adjustability you will find the perfect position to optimize your sleep.For those who may need a little assistance transitioning from sitting to standing to get out of bed. The harmony Hi-Lo is adustable in height.

FOAM MATTRESSES



B4-1

MEDLINE ADVANTAGE THERAPEUTIC

Comfortable high-density all-foam mattress provides effective pressure injury prevention and offers a therapeutic alternative to traditional home care innerspring mattresses



B4-2

VITACARE V2

An ideal choice as an entry level mattress. Quality construction eliminates the need for costly overlays.




B4-3

BLAKE MEDICAL INFUSION

This mattress is used for the maintenance of skin health; people with some degree of mobility and who have lower risk of skin breakdown. This mattress combines the comfort and pressure reduction of memory foam with the durability and temperature regulation of gel.


FOAM MATTRESSES



B4-4

VITACARE V6


Designed for superior comfort and overall pressure reduction. The full Visco “Memory Foam” provides exceptional pressure management and weight distribution through immersion, aiding in the prevention and treatment of pressure sores.



B4-5

DRIVE MEDICAL GRAVITY 8

High quality therapeutic foam mattress provides pressure redistribution and shear/friction reduction. High end therapeutic foam mattress maximizes value and comfort with 3 full layers of latex free foam.



B4-6

DRIVE MEDICAL GRAVITY 9

High quality therapeutic foam mattress provides pressure redistribution and shear/friction reduction. Drive's premium therapeutic Gravity foam mattress maximizes value and comfort with multiple layers of latex free foam.

NON POWERED MATTRESSES



B5-1

HILLROM ACCUMAX


AccuMax is a non-powered surface that dynamically redistributes pressure to help prevent and manage skin breakdown—no blower, pump or power source required. Ensures consistent pressure redistribution. Reduces pressure on sensitive heels. Viscoelastic foam topper enhances patient comfort and reduces interface pressure. Supports up to 500 lbs.



B5-2

VITACARE V4

The V4 mattress system with ROHO creates the optimal therapeutic environment for skin healing and protection



B5-3

BLAKE MEDICAL G1

Used for the maintenance of skin health; it aids in the healing of stage I-II pressure injuries (redness or superficial skin wounds). High-density polyurethane foam base, 5 lb. memory foam core and an incorporated foam perimeter border for help with transfers.

POWERED MATTRESSES



B6-1

BLAKE MEDICAL SALUTE RDX

This mattress is used for the maintenance of skin health; the prevention and treatment of stage I-IV pressure injuries. This micro air loss system utilizes 18 8" combined air cells to ensure support even in the event of a power failure.



B6-2

DRIVE MEDICAL MED-AIRE EDGE

Active mattress replacement system provides alternating pressure & low air loss to optimize pressure redistribution, shear/friction reduction, & micro-climate control. Designed to help prevent, treat & heal pressure injuries. Control dial to optimize patient comfort levels.



B6-3

BLAKE MEDICAL RHYTHM MULTI

This mattress is used for the maintenance of skin health; the prevention and treatment of stage I-IV pressure injuries. Offers three modalities of treatment. Low air loss, advanced 3-1 alternation and pulsation.




B6-4

HILLROM PRO+

The Hillrom pro+ surface combines multiple technologies to provide targeted and customized non-powered pressure redistribution for optimal patient support and comfort, while providing on-demand, focused Advanced MicroClimate® Technology to help keep patients' skin safe.


- Focused Advanced Microclimate® therapy is proven to effectively remove excess heat and moisture away from the patient's skin, especially through the sacral area, where pressure injuries are more common.
- Internal pump design eliminates the wait time and effort required to install an external pump, minimizes patient transfer to another low air loss surface
- Targeted pressure redistribution zones automatically respond to patient movement, creating custom pressure redistribution. As pressure changes, intake/output valves release displaced air to achieve a therapeutic low-pressure balance.
- Protect surface core with welded seams and fluid-resistant zippers
- Patient weight capacity: 500 lbs

MATTRESS OVERLAYS



MEMORY FOAM

Made from high resilient, Visco "Memory Foam" that responds to the body's warmth to mold to the contours of the sleeper.



BLAKE MEDICAL GEL

The Geo-Matrix™ Gel overlay is constructed of 1.5" thick dry polymer gel. The Geo-Matrix overlay is designed for use over an existing foam mattress. This overlay is indicated for prevention and maintenance of skin health and the treatment of early stage, non-complex pressure injuries.

OVERBED TABLES



STANDARD NON TILT

Low-pressure laminate top. Table top can be raised or lowered in infinite positions between 28"- 45". "H" base provides security and stability. Tabletop locks securely when height adjustment handle is released.



PREMIUM NON TILT

Low-pressure laminate top. Table top can be raised or lowered in infinite positions between 28"- 45". "H" base provides security and stability. Tabletop locks securely when height adjustment handle is released.

BED RAILS



B9-1

STANDARD


Four easily accessible grasping points are there for your security. Fits all bed widths: single to king, with safety straps included.



B9-2

MRAIL

Easy to use and comes with a convenient storage pouch. Easy assembly. Contoured padded handrail (contains no Latex). Helps you sit up, reposition, balance, stand or transfer. Fits all bed widths: single to king, with safety straps included.



B9-3

STANDER BED CANE

The ergonomic and padded handle of the BedCane helps to provide balance and support when transferring from bed. Fits all bed widths: single to king, with safety straps included.



B9-4

SAFETY RAIL

The Safety Bed Rail is designed to be used as both a safety guard rail and a bedside handle. Keep small and personal items easily accessible from bed by storing them in the included padded organizer pouch.

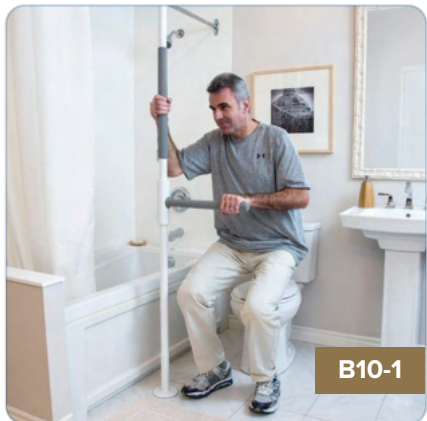


B9-5

HALO WING

The Halo Safety Ring, the only patented institutional bed mobility device that prevents lateral mattress movement, and gap space in the most critical zones. Promotes bed mobility & increases environmental independence.

TRANSFER DEVICES



B10-1

SUPERPOLE W/ARM

Adds a sturdy handle for stepping into and out of the bathtub, dependable grab bar for standing from a wheelchair, or reliable bedside support for getting in and out of bed. Its slim, stylish design will look great in any space and will become a simple, unintrusive solution for feeling independent at home.



B10-2

SUPERPOLE W/TRAPEZE

Going from a laying position to standing can be one of the most difficult motions to make. The SuperPole with SuperTrapeze has two offset rungs that allow the user to take a two-handed approach to pulling themselves up in an award-winning and ergonomically friendly way.



B10-3

STANDER SECURITY POLE

Curve Grab Bar allows it to be installed easily in any room of your home! Now you can have a grab bar in the middle of the room where you need it the most. The versatile fall prevention solution can be used in the bathroom, bedroom, living room, or anywhere else you need protection against dangerous falls.



B10-4

TRAPEZE BAR


Heavy-gauge two-piece square steel tubing provides maximum support. Mounts easily to metal frame headboards and fits most major manufacturers!



B10-5

FREE STANDING TRAPEZE

Designed to assist larger individuals in changing positions while in bed and aid in transferring in and out of bed.



INCONTINENCE

MED+ Medical Equipment Distribution has access to an extensive selection of incontinence products. Whether you are looking for a long term solution or need support temporarily, we have the products you are looking for. They can be used independently or in combination with other bathroom products and solution to provide you with maximum comfort. Choose from a selection of adult briefs, underpads, and wipes.

MED+ is a leader in providing our clients with all the support they need to live an independent lifestyle. We take pride in helping our clients feel comfortable and safe when at home or in public. Our incontinence products will give you the confidence you need to go about your day or sleep peacefully without having to worry about having an accident.

INCONTINENCE



C1-1

BRIEF

ideal for ultimate leakage protection with performance and comfort enhancing features. Unisex, Skin Smart™ Fabric, Odor Guard®, Breathable Side Panels, Cloth Like Outer Fabric, QUICK WICK™ with MaxSoft



C1-2

NIGHTTIME BRIEF

Stretchable Briefs combine maximum absorbency with 100% breathability for men and women with heavy leakage. Microclimate Care™ technology locks in wetness away from skin and allows air, heat, and humidity to escape. That means wearers feel fresh and dry at all times, promoting healthy skin.



C1-3

PROTECTIVE UNDERWEAR

Protective Underwear goes beyond protecting from leakage associated with urge and mixed incontinence. It has improved efficiency by reducing odors and promoting skin health. Advanced discreet core technology has exceptional performance with added comfort and discretion. Provides leakage protection and comfort.



C1-4

WET WIPES

Cost Effective Quality. Adult Washcloths are super strong for tough jobs and super soft on the skin. Single-Hand Dispensing® is easy to use while dispensing one wipe at a time, adding convenience and reducing waste. Skin Smart™, Soft and Strong Fabric, Single-Hand Dispensing, Vitamin E and Aloe, Press Open Lid and Lotion Enriched



C1-5

ULTRASORB DRY PAD

Superabsorbent polymer core wicks away and absorbs fluid to help protect patient or resident skin while controlling odors. Soft materials provide protection against friction and shear this helps keep patient or resident comfortable. Air-permeable materials for use on low air loss mattresses and specialty support surfaces.



C1-6

BED PROTECTOR PAD

Top material: Poly/Cotton blend. Moisture resistant. Machine wash and dry



LIFT CHAIRS

MED+ Medical Equipment Distribution can help you with your mobility needs in all situations, including lift chair products to help you transition in and out of your chair safely and easily. Lift chairs provide you with the little bit of extra support you need when moving from sitting to standing. We offer a number of lift chair options for you to choose from. We'll help you find the right chair for maximum support and comfort. Recliners have come a long way over the years. Today, recliners offer many innovative features to help with your mobility needs. Our lift chair solutions offer many benefits, including greater independence, support to prevent falls and assist with transitions, Heat, massage, and other comfort options. Multiple chair sizes and designs to choose from.

MED+ is a leader in providing lift chair solutions for your home. We take pride in helping you maximize your comfort level at home through our mobility support products. We have the tools to help you feel confident and move more freely at home. We are committed to helping our clients find the right mobility support solutions. If you have questions or comments about any of our lift chair products, please don't hesitate to contact us.

3 POSITION



PRIDE MOBILITY ELEGANCE COLLECTION

Total Comfort Seating utilizes an original spring design and a single-piece soft foam seat. Wooden frame composed of engineered furniture-grade laminate/hardwood ensures strength and durability. Head and arm covers are standard. Smooth and quiet lift system.



PRIDE MOBILITY ESSENTIAL COLLECTION

Experience luxurious comfort and ease with the Pride Mobility Essential Lift Recliner, featuring a fully padded, 3-position chaise lounger design that supports up to 325 lbs and comes in various styles and fabric options to complement any home décor.

INFINITE POSITION



PRIDE MOBILITY VIVA METRO

Modern and contemporary, the Metro Collection by VivaLift! offers deep relaxation and comfort. Experience infinite, lay-flat positioning and enjoy the gorgeous Saville fabric in earth-tone colors that will match your decor. Lithium battery backup gives you peace of mind, ensuring the recliner is operational when the power goes out.



PRIDE MOBILITY VIVA PERFECTA

Stretch out fully and embrace the comfort of the Perfecta Lift Chair Collection by VivaLift! Power Recliners. Perfectly designed, these lift chairs offer a footrest extension for ample leg room and plenty of support. Smooth Merino fabric and contemporary colors make the Perfecta Collection a perfect addition to your home.



PRIDE MOBILITY VIVA ELEGANCE

Experience style and comfort in one gorgeous package! The Elegance Lift Chair Collection by VivaLift! Power Recliners offers infinite, lay-flat positioning and power lumbar, which can be adjusted at the touch of a button using the USB remote. Lithium battery backup provides peace of mind to ensure your lift chair remains operational when the power goes out.

INFINITE POSITION



PRIDE MOBILITY VIVA TRANQUIL 2

Tranquil 2 by Pride Mobility, is the new benchmark for power lift recliners. With Trendelenburg-like positioning and memory hand control, it offers limitless positioning and customization. It has a lightweight yet sturdy frame, power lumbar, and performance fabric options. Enjoy unrivaled comfort and convenience with this top-tier lift chair.



PRIDE MOBILITY VIVA RADIANCE

The Viva Radiance Power Recliner by Pride Mobility, offers ultimate relaxation with three heating pads and true infinite positioning. Extra features include controllable lumbar support, power headrest, and footrest extension, plus a hideaway cup holder and wireless phone charger. Available in four sizes and with a new ergonomic toggle remote, it's comfort at your fingertips.



PRIDE MOBILITY VIVA LEGACY

The Legacy Lift Chair from Pride Mobility's VivaLift!® Collection is designed for making memories with its classic regal style, customizable comfort features, and infinite positioning possibilities. Available in two sizes, it includes a power backrest, lumbar support, headrest, and footrest extension, all controlled with a USB remote.

ACCESSORIES



ASSIT-A-TRAY

Ergonomic Standing Handle. The assist handle can be placed on either side of the couch or chair. The multi-use bamboo tray table swivels and rotates 360 degrees for optimal use. The TV tray includes a built-in cup holder and utensil tray compartment and can support weight up to 30 pounds. The Assist-A-Tray is compatible with most four-legged chairs, sofas, couches, lift chairs, and recliners.



LIFT CHAIR PAD

This lift chair cover is waterproof, breathable and quilted as well as made with an absorbent layer. Elastic strips hold the cover easy in place.



MOBILITY

Simple tasks such as walking around the house, going in and out of the shower, going upstairs and even getting out of bed can become challenging. The good news is there are many different products to help make your home more comfortable for you or your loved one. There are canes, walkers, wheelchairs and more! At Med+ we have mobility products ranging from canes to scooters, so you can find the right product for your needs whether it is everyday use or they need a more specialized piece of equipment.

CANES AND CRUTCHES | CANES



E1-1

OFFSET


For people who could use a hand with balance while walking, our offset handle cane offers the perfect amount of stability and support. Ideal for those with arthritis.



E1-2

DERBY

For people who could use a hand with balance while walking, our derby handle cane offers the perfect amount of stability and support. Ideal for those with arthritis.



E1-3

MINI QUAD

Ultra-stable and supportive. The unique design re-centers itself for maximum stability. Allows your cane to stand on its own.



E1-4

FOLDING

Open when you need it, fold it when you don't. Ergonomic handle conforms to your hand and helps reduce impact shock transfer.



E1-5

QUAD

A quad cane, which has four tips, can provide a broader base of support. Quad canes may help reduce falls.

CANES AND CRUTCHES | CRUTCHES



E2-1

ALUMINUM

Lighter than wood, the standard aluminum crutch provides stability and durability. Non-skid, jumbo-size vinyl contoured tips provide excellent traction.



E2-2

FOREARM

These walking aids pair comfort & ergonomic requirements in an innovative design.

TRANSPORT CHAIRS



E3-1

ALUMINUM

Aluminum frame is lightweight and strong. Comes with swing-away footrests. Lightweight and easy-to-clean. Back folds down for storage and transport.



E3-2

ALUMINUM W/12" WHEELS

Aluminum frame is lightweight and strong. Comes with swing-away footrests. Lightweight and easy-to-clean. Back folds down for storage and transport. Comes with 12" rear wheels.



E3-3

BARIATRIC

Reinforced steel frame provides added support. 12" rear flat free wheels. Comes with swing-away footrests. Padded armrests provide additional comfort.

WALKERS/ROLLATORS | ALUMINUM FOLDING



E4-1

FOLDING

A walker is a type of mobility aid used to help people who are still able to walk. It is a four-legged frame that allows a person to lean on it for balance, support, and rest.



E4-2

FOLDING HEAVY DUTY

A walker is a type of mobility aid used to help people who are still able to walk. It is a four-legged frame that allows a person to lean on it for balance, support, and rest. Heavy duty frame construction.



E4-3

HEMI

Designed for individuals with the use of only one hand or arm. Folds easily with one hand. Ideal for users who do not require a walker but need a wider base for support

WALKERS/ROLLATORS | ROLLATORS INDOOR



E5-1

TRILLIUM 6

The Trillium Series is the most comfortable walker on the market today. With the new quilted padded seat cushion and wide back strap pad, users can sit in comfort and walk in style. The Trillium comes with an all-new cable-free braking system, allowing for effortless handle height adjustment and easy maintenance.



E5-2

NEXUS ONE

Features a foam cushioned seat that offers a great resting spot while walking. Although the neXus oNe is primarily for indoor use, its 6" wheels and swivel front forks make it a great rollator to navigate in smaller spaces such as the aisles in a mall store. The handle features an arthritic ball at the end, making it easier to engage and more comfortable to use.

WALKERS/ROLLATORS | ROLLATORS OUTDOOR



E6-1

TRILLIUM 8

The Trillium Series is the most comfortable walker on the market today. With the new quilted padded seat cushion and wide back strap pad, users can sit in comfort and walk in style. The Trillium comes with an all-new cable-free braking system, allowing for effortless handle height adjustment and easy maintenance.



E6-2

NEXUS III

The NeXus 3 Rollator by Human Care is a leader in innovation with the first-ever cross-folding frame, which makes it quick and easy to fold and also allows it to stand independently when folded and require minimal storage space.



E6-3

XPRESSO

Compact and easy to fold, the Xpresso Walker has a soft waterproof rubber seat, unique folding basket and cable-free brakes.



E6-4

XPRESSO WIDE

Compact and easy to fold, the Xpresso Walker has a soft waterproof rubber seat, unique folding basket and cable-free brakes.



E6-5

FUSION

The lightweight side-folding rollator and transport chair in one design. Folds sideways easily by just a pull of the strap!

WALKERS/ROLLATORS | STAND TALL



BURE STANDARD

Apart from being an excellent aid for getting patients up and about, the StandTall Walker is also a valuable rehabilitation tool. Rehabilitation using the StandTall Walker keeps the patient's muscles and alimentary canal active and contributes to improving the general condition of the otherwise bedridden.



BURE PNEUMATIC

Apart from being an excellent aid for getting patients up and about, the StandTall Walker is also a valuable rehabilitation tool. Rehabilitation using the StandTall Walker keeps the patient's muscles and alimentary canal active and contributes to improving the general condition of the otherwise bedridden.

MANUAL WHEELCHAIRS | FOLDING STANDARD



BASIC

The chrome-plated, carbon steel frames are durable and easy to maintain. Feature a dual axle to best suit your mobility and environmental needs. Use the lower setting for foot propelling and accessing low surfaces. Feature a variety of standard leg rest styles and armrests lengths, plus numerous add-on options, including height-adjustable armrests, elevating leg rests, IV poles, oxygen tank holders, and more.

MANUAL WHEELCHAIRS | FOLDING LIGHTWEIGHT



E9-1

QUICKIE QX


The Quickie QX is a durable, low maintenance wheelchair frame that is perfect for the person looking for simplicity, longevity, and Quickie's most popular options at the right price.



E9-2

MOTION COMPOSITES MOVE

Features lightness and quality objectives while remaining the most accessible folding wheelchair in our product line. We apply the latest technologies to offer a standard wheelchair that will enhance your day-to-day life with superior-quality.



E9-3

KI MOBILITY CATALYST 4

Design features to allow you to fit, adjust and ride with confidence. Offers the option of a swing away front end featuring our patented footrests or 70° or 80° fixed frames. Wheels have far greater stiffness and rigidity than conventional mags

MANUAL WHEELCHAIRS | FOLDING PERFORMANCE



E10-1

QUICKIE QXI

The Quickie QXI is a durable, low maintenance wheelchair frame that is perfect for the person looking for simplicity, longevity, and Quickie's most popular options at the right price.



E10-2

QUICKIE 2

The most sought-after folding ultra lightweight manual wheelchair. Featuring a modular design that can change with you, the QUICKIE 2 offers the broadest range of possible configurations in the industry: over 100,000 different complex rehab options



E10-3

MOTION COMPOSITES HELIO C2

This flagship model is one of the lightest, most technologically advanced wheelchairs in its category. The HELIO C2 is the result of a series of innovations, it features revolutionary components, an impeccable finish and all the advantages carbon fiber offers.

MANUAL WHEELCHAIRS | RIGID PERFORMANCE



E11-1

MOTION COMPOSITES VELOCE

Offering unrivaled agility, lightness, stability and responsiveness, this folding chair promises both performance and comfort. Featuring the all-important benefits of a compact folding system, VELOCE is easy to transport and to adjust. In short, it adapts to your active lifestyle.



E11-2

MOTION COMPOSITES APEX

The bold design and innovative approach behind the APEX Aluminum have redefined perceptions of rigid wheelchairs. The triple-butted aluminum and strategic touch of carbon fiber strike a perfect balance making this chair an example of modernity and lightness.

MANUAL WHEELCHAIRS | MANUAL TILT



E12-1

POWERPLUS SUPERTILT

At present, the majority of the clients tend to select tilt wheelchairs due to various reasons. Stability, overcoming back pain, and overcoming the sheer force which occurs when you are reclining are some of them. STP stands for Super Tilt Plus. The standard tilt chair by PowerPlus mobility is bound to exceed your expectations.



E12-2

QUICKIE SR45

The Quickie® SR45® tilt-in-space wheelchair features 45° of Intelligent Rotation in Space Technology and a simplified mix of options to provide proper positioning and comfort at an outstanding value.



E12-3

BRODA ELITE POSITIONING

One-of-a-kind Comfort Tension Seating® system provides pressure redistribution and airflow for supportive comfort. Adjustable tilt and recline support proper posture and offer Trendelenburg position capability. Removable upper lateral supports and arm supports make side transfers safe and easy. Adjustable length, articulating, and extending leg supports provide a custom fit.

POWER WHEELCHAIRS | PORTABLE



E13-1

PRIDE MOBILITY GO CHAIR

The Go Chair® is #1 for portability! With feather-touch disassembly, you can take your Go Chair to all your favorite places and enjoy greater independence.



E13-2

PRIDE MOBILITY JAZZY PASSPORT

The Jazzy Passport Folding Power Wheelchair is perfect for people on the go. This compact electric wheelchair folds easily for convenient storage and transportation. It features a large footplate platform and a specialty foam seat for your comfort.



E13-3

TRAVEL BUGGY CITY 2 PLUS

CITY 2 PLUS is ideal for those looking for the extra comforts usually not found in a foldable power wheelchair, including a reclining backrest, adjustable seating for plus-sized users, reinforced frame capable of holding up to 395 lbs, and removable rear wheels for easy lifting.

POWER WHEELCHAIRS | POWER BASE



E14-2

QUICKIE 400 M


The new Quickie Q400 M base balances indoor maneuverability with outdoor performance and head-turning style.



E14-2

QUICKIE Q500 M

The QUICKIE Q500 M power wheelchair balances superb indoor maneuverability with outstanding performance and head-turning style.



E14-3

QUICKIE Q700 M

The QUICKIE Q700 M Series power wheelchair combines function and luxury for a unique driving experience. Make your day-to-day a thrill with the Q700 M Series' robust suspension, Biometric Repositioning, reliable 4-pole motors, and PG Drives electronics.

POWER WHEELCHAIRS | POWER BASE



E14-4

PRIDE MOBILITY Q6 EDGE 3.0

The design of the Edge® 3 is for the most advanced power chair experience ever! Upgraded SRS (Smooth Ride Suspension) provides a smooth, comfortable ride with advanced stability.



E14-5

PRIDE MOBILITY Q6 EDGE HD

The Q6 Edge HD Power Chair is designed for high performance with 4-pole motors, Mid-Wheel 6® Design, ATX Suspension, and optional iLevel® power adjustable seat height.

POWER ADD-ON UNITS



E15-1

SMARTDRIVE MX2

This power assist device effortlessly propels manual wheelchairs on any terrain with an easy-to-use push and brake system, making it simple and intuitive to use.



E15-2

CHEELCARE COMPANION

Transform your manual wheelchair into a powerful, maneuverable, and safe electric-powered mobility device with our lightweight and portable Companion power assist add-on.


SCOOTERS | TRAVEL



E16-1

PRIDE MOBILITY GOGO LX

Compact foldable scooter with armrests, front basket, feather-touch disassembly, charger port, and CTS Suspension for a smooth ride.



E16-2

PRIDE MOBILITY JAZZY ZERO TURN

The Jazzy Zero Turn offers exceptional handling with patented iTurn Technology for tight corners and CTS suspension for a comfortable ride.

SCOOTERS | FULL SIZE



E17-1

PRIDE MOBILITY VICTORY 10.2

The Victory 10.2 features like feather-touch disassembly, 10" solid tires and a wraparound delta tiller give Victory 10.2 added style, comfort and performance.



E17-2

PRIDE MOBILITY VICTORY TWIN

The sleek, sporty Victory® Twin scooter delivers high-performance operation, all new features and Feather-touch disassembly. With a full complement of advanced standard features like exclusive low-profile tires and dual front wheels for added stability



E17-3

FORTRESS 1700TA/DT

Exciting look is both elegant and solid and its new range of features sets the standard for luxury and value in a mid-sized scooter. The Fortress 1700 Series continues to offer a perfect balance of indoor maneuverability and outdoor performance and is now available in a choice of two drive systems.



E17-4

FORTRESS S425

Faster, stronger and longer – the S425 crams in a ton of power! Taking the bright, front/rear LED lights, all-round suspension and combining it with a maximum speed of 12 km/h, the S425 is fully legal for road use as well as on pavements.



E17-5

FORTRESS S700

The Fortress S700 is the leader of the pack with superior outdoor performance features. It's truly a mobility scooter designed for those who just can't sit still. There's no need to worry about distance either as the large battery capacity will power an extended range. You're also assured of a smoother, rewarding drive each and every time with the advanced 4 wheel suspension.

WHEELCHAIR SEATING | FOAM



E18-1

MATRIX MULTI

Foam cushion is designed to provide superior positioning, stability, skin protection and comfort. This cushion is designed with 2 layers of foam. A bottom durable HR (high resilient) foam and a top soft feeling, comfortable Visco Foam.



E18-2

JAY ION

Dual-Layered Foam Base with Varying Firmness. Memory Foam Top Layer. The inner cover is water-resistant and easy to wipe off and clean, while its Aqua-guard zipper and anti-wicking thread protect the foam base from fluids.



E18-3

JAY UNION

Versatile, comfortable, skin protection and positioning wheelchair cushion composed of a dynamic fluid and foam layering system, moisture resistant inner cover, and an anti-microbial outer cover.



E18-4

PRISM SUPREME

Made for end users who need moderate to high levels of positioning support. It does this while giving the best in pressure distribution relief. Supreme comfort, supreme positioning and supreme pressure relief make this one of our bestselling wheelchair cushions.

WHEELCHAIR SEATING | HYBRID



E19-1

GEO-MATRIX HYBRID

The Geo-Matrix™ Hybrid cushion offers gentle positioning, contouring, pressure distribution, and vibration control, while its gel top layer enhances comfort and reduces pressure.



E19-2

JAY FUSION

Pressure injury-preventing wheelchair cushion with customizable JAY Flow® Fluid, air, or JAY Fluid with Cryo™ Technology insert options for optimal support.

WHEELCHAIR SEATING | GEL



BLAKE MEDICAL GOLD

Three layer all gel cushion. The Gold cushion provides maximum pressure redistribution for people with high risk of skin breakdown and/or existing wounds, limited mobility and/or postural control. This cushion is indicated for prevention & treatment of stage 1-4 pressure injuries. Ideal for users whom require vibration dampening along with extreme skin protection.

WHEELCHAIR SEATING | AIR



ROHO HP

The cellular design and the soft pliable material allow the individual to be immersed into the cushion for maximum pressure redistribution, while decreasing friction and shear. The simple adjustment allows the cushions to fit the shape of the individual, minimizing tissue deformation and maximizing blood flow.

WHEELCHAIR SEATING | TENSION ADJUSTABLE



BLAKE MEDICAL TENSION ADJUSTABLE

The Geo-Matrix™ Silverback Tension back for a complete custom contour. With nine adjustable Velcro straps and quick, secure installation, this option provides an easy, flexible solution with the unique ability to accommodate other custom pieces for additional support and further customization. The Tension contains a full back of Geo-Matrix™ gel for pressure reduction and high-density foam for increased support and comfort.


WHEELCHAIR SEATING | MINIMAL CONTOUR



E23-1

MATRX E2

Invacare Matrix E2 Back is constructed of rippled top surface for immersion and comfort. It has introduced new accessories with simplest set up ever and hardware updates. The Elite E2 Back comes with ripple foam technology which has taken back support to a new level.



E23-2

SILVERBACK MAX ACTIVE

Has an extra layer of gel provides superior vibration dampening qualities, making it an exceptionally comfortable and protective back for power wheelchairs. The spinal inserts ensure optimal comfort and skin protection from the shear that results when wheelchairs tilt and recline, reducing the risk of pressure sores from developing along the spine.

WHEELCHAIR SEATING | REGULAR CONTOUR



E24-1

PRISM BASIC

Prism Basic is for users needing mild to moderate postural support. Extras, such as different positioning options, and the ability to adjust for a wide range of angles, make the Prism Basic Back™ appealing for a variety of end users.



E24-2

MATRX PB

Features a durable, lightweight back shell for support and molded foam for maximum comfort and protection. Matrix PB back is constructed using molded foam that wraps around the ABS shell for maximum comfort.


WHEELCHAIR SEATING | MAXIMUM CONTOUR



E25-1

PRISM ULTRA

Prism Ultra is custom made for end users who need mild to moderate posture support. It offers 6" of lateral support for users with more complex positioning needs.



E25-2

SILVERBACK MAX DEEP

The Silverback Max offers superior skin protection with its extra gel layer and vertical insert of Geo-Matrix™ gel targeting high-risk areas for comfort and skin protection, reducing the risk of pressure sores.



E25-3

MATRIX PB DEEP

With 7" of contour depth, the Invacare Matrix PB Deep Back is an awesome solution extra aggressive mid-line positioning. The Invacare Matrix PB Deep Back reprises the "Easy Set" and features infinite reclining adjustments.

WHEELCHAIR SEATING | SPECIALTY



E26-1

PRISM TRUEFIT

Designed for end users with specific health conditions such as Kyphosis, Lordosis, Scoliosis or protruding gibbous deformities.



E26-2

SPIRAL BACK

The Relax Spiral Fit by Power Plus Mobility is designed to meet a variety of positioning needs. This is an aluminum light weight formed back with hardware that allows for multiple adjustments. The Relax Spiral Fit with its wide range of laterals is suited for users needing complex postural support and spinal adjustments.



PAIN MANAGEMENT

We understand how debilitating chronic pain can be and are here to help. Our products include hot and cold therapy packs, massage devices, TENS units, and pain relief creams. In addition, our products are designed to provide targeted relief for specific areas of the body. So whether you have arthritis, back pain, or any other chronic pain, we have the products to help you manage your pain and improve your quality of life. At MED+, we are committed to providing our customers with the best pain management products. If you have any questions or need help selecting the right product, our knowledgeable team is here to assist you. Contact us today to learn more about how we can help you manage your pain.

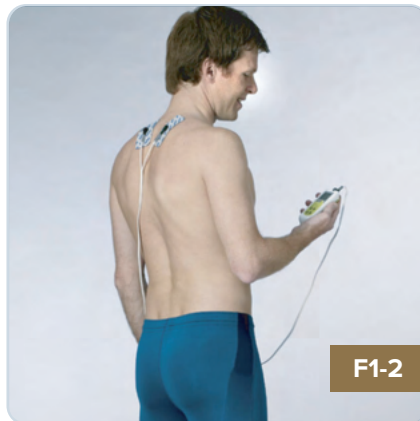
TENS/EMS



F1-1

PROACTIVE ALEVIA TENS/EMS

The TENS 2-in-1 Physiotherapy Alevia™ by ProActive™ is a 2-in-1 (TENS and EMS) device that gives you the ability to fully customize treatment options or choose one of the 18 pre-set programs. It has a large, easy-to-read LCD and includes all accessories.



F1-2

CEFAR EASY TENS

The TENS programs in the CEFAR EASY effectively relieve both acute and chronic pain in the back and neck. The CEFAR EASY can be used anywhere – at home, at work, etc. Choose between four preset programs. Safe and easy to use.



F1-3

EMPI ECLIPSE TENS

The Eclipse+ is a lightweight TENS device. The unit has two independent channels for treatment of multiple sites or greater coverage over a general area. It offers 7 stimulation modes, 11 user-defined treatment programs and fully adjustable parameters.

MASSAGE



F2-1

HOMEDICS PERCUSSION HANDHELD

This is a handheld Massager with Heat uses dual pivoting heads and an ergonomic handle to bring relaxation to wherever you need it most. Choose out of two custom massage heads for a firm or gentle massage, depending on the type of relaxation you seek.



F2-2

HOMEDICS THERAPIST SELECT PLUS PERCUSSION

6 intensities and 6 interchangeable attachments put you in control of your massage experience. Pulsing motion eases tension in hard-to-reach muscles so you can sit back and relax. Helps improve flexibility and delay muscle stiffness.



F2-3

HOMEDICS SHIATSU PRO PLUS

Kneading massage cushion with heat. The dual kneading shiatsu massager relaxes your back by traveling up and down. The 3-massage zone option allows you to choose between full, upper, or lower back settings.

MASSAGE



F2-4

HOMEDICS SHIATSU SELECT PILLOW

Shiatsu Elite 3D Shiatsu & Vibration Massage Pillow with Heat delivers a circular kneading massage and invigorating vibration to loosen tight muscles. This massage pillow's massaging nodes move in an inward and outward motion for a deeper, more authentic massage experience.



F2-5

HOMEDICS SHIATSU ELITE FOOT MASSAGER W/HEAT

Whether it from standing all day or walking in heels by the end of day our feet need a break. Now you can have a Shiatsu foot massage in the comfort of your own home. Add heat to enhance your massage with our easy toe-touch controls



F2-6

HOMEDICS BUBBLE SPA ELITE FOOTBATH

Treat your feet after a long day of work. Invigorating bubbles massage your feet. The Heat Boost Power means that you don't have to worry about waiting for your water to reach the right temperature. The foot spa can transform cold water into warmer water in just minutes and maintain the perfect water temperature throughout your foot bath



F2-7

HOMEDICS 3D MASSAGING LOUNGER

Sit back, relax, and let the lounger go to work on your tired muscles. The classic design of this lounger blends well with any décor while also offering 3 massage zones and heat. Choose from 2 intensity settings and use the intensity control flap if the massage feels just a bit too deep. Comes with a programmed controller.

BLOOD PRESSURE



PHYSIOLOGIC ESSENTIA

Has a large screen with dual-user (2 x 60 memories). Heart rate indicator. Hypertension risk indicator. Date and time indicator. AM / PM averaging. Universal cuff included. Carry case.



DRIVE MEDICAL WRIST

WHO Classification. Irregular Heart Beat Detection. One Touch Operation. Large Easy-to-Read Screen. Date & Time Display. Pulse Rate Indicator. Digital Error Messages. Travel Bag. Auto-Off Function. Memory Stores 120 Readings (2 x 60). Average Last 3 Results



PATIENT LIFTS

MED+ Medical Equipment Distribution offers a wide variety of mobility products to help our customers safely move around their home. Whether you are bed ridden or have difficulty getting around, a patient lift provides safe and effective support to help you get in and out of bed and move around the house.

Investing in a patient lift can immediately improve your ability to get around. Benefits of patient lifts include:

- A patient lift makes it easier for you to get around
- Patient lifts provide greater overall comfort
- There is less strain placed on caregivers to provide support
- It makes transitioning in and out of bed much safer
- It helps you get the care you need from the comfort of your own home

MED+ understands the important of getting the support your need. We also understand our customers desire to stay in the home they love. Patient lifts allow you to get the care you need and support your care givers. We have a number patient lifts that can help you, regardless of your mobility or health issues

PATIENT LIFTS | STANDING



G1-1

INVACARE RELIANT STAND

Base features battery-powered lifting for ease of use and smooth transfers. Adjustable kneepad to safely and comfortably accommodate a wide variety of body shapes and sizes.



G1-2

HOYER JOURNEY

This is an ultra compact, portable folding stand aid with best-in-class functionality. It is lightweight allowing caregivers to maneuver in tight spaces while folding for easy storage or transportation.



G1-3

ARJO SARA STEDY

Can support early mobility initiatives by encouraging patients to be active during sitting to standing transfers. Enables a single caregiver to assist sit-to-stand tasks for patients of different sizes and clinical assessments.

PATIENT LIFTS | TRADITIONAL



G2-1

INVACARE RELIANT

Battery-Powered Lift with Power-Opening Low Base and its 4.5" under the bed clearance allows easy access for transfers, making them smoother for user and caregiver. Includes two 24V batteries and charging station to reduce downtime.



G2-2

DRIVE MEDICAL LEVANTAR

Contemporary design with soft lines but still heavy duty. Features you expect in a Premium lift. Oversized sealed rear casters roll easily and lock securely. Easily lifts resident from floor.



G2-3

HOYER ADVANCE


Lightweight and robust lift that folds up for storage and transport. The Hoyer Advance is compact, yet able to perform an outstanding range of transfers. Whether from the floor or onto a healthcare bed, the Advance copes with ease.



TRANSFER DEVICES

We offer a variety of innovative products designed to make patient transfer safer and easier for both caregivers and patients. Our products are designed to reduce the risk of patient falls and caregiver injuries, while also providing a secure and comfortable transfer experience. Whether you're transferring patients on a daily basis or just need a reliable transfer device for occasional use, our range of products has something to suit your needs.

TRANSFER DEVICES



G3-1

EZ TURN II DISC

Reduce caregiver injuries - Safe and secure patient transfer - Reduces risk of patient falling. The EZ Turn Disc provides a safe and easy patient transfer from one seated position to another.



G3-2

ETAC TURNER


Practical aid which activates the patient when transferring from one seated position to another. It offers security for the person being transferred and will not strain the carer's back.



G3-3

ETAC MOLIFT TURNER

The handle has a soft warm feel and is designed to provide optimal grip. The many grip possibilities offer both the user and carer a comfortable grip.



G3-4

TRANSFER DISC

It has a very low profile with a non-slip surface top and bottom for safety.



G3-5

TRANSFER BOARD

A transfer board with hand holes at each end for ease of carrying and transferring patients. Made of multi-laminated birch plywood with a smooth lacquer finish. Ends are tapered and edges are rounded for easily sliding on and off.



G3-6

TRANSFER SHEET

These Glide Sheets are handy tools to reduce the strain of moving patients. Both the patient and the care giver benefit. The outer cover is our waterproof, breathable Bucktex. The inner surface is a slippery nylon. The use of these sheets reduces the effects of friction on the skin and torsion on the spine.

TRANSFER DEVICES



G3-7

LIFTUP RAIZER M

The Raizer M is a lifting chair which swiftly and efficiently can be assembled around the fallen person, and in just a few minutes the person will be raised to an almost standing position – and with no strain on the helper.



G3-8

LIFTUP RAIZER II

The battery-operated mobile lifting chair Raizer II helps a fallen person up to an almost standing position in a few minutes. The aid can be operated by only a single assistant, and it requires only limited physical effort from the operator aside from a helping hand.



SPECIALTY FURNITURE

Specialty Furniture can make all the difference in your home. We offer various options to meet your unique needs. Our team of experts can help you design and create the perfect product to fit your space and style. Let us help you enhance your comfort and productivity with our Specialty Furniture solutions.

SENIOR LIVING | COMFORTEK SEATING



CONTESSA 100

Tough and durable extruded aluminum frame. The webbed underseat crossbars also provide superior strength. Polywood seat & back. Our 2.5" cold cured foam cushion provides comfort to guest for longer periods. The cold cured foam (CCF) seat cushion prevents water and other liquids from penetrating the cushion.

CONTESSA 300

Tough and durable extruded aluminum frame. The webbed underseat crossbars also provide superior strength. Polywood seat & back. Our 2.5" cold cured foam cushion provides comfort to guest for longer periods. The cold cured foam (CCF) seat cushion prevents water and other liquids from penetrating the cushion.

HEALTHCARE | COMFORTEK SEATING



TITAN 2

The Titan 2 Series of chairs balances elegance and sophistication with versatility and durability. The luxuriously upholstered seat and back provide support and confidence required by many of today's full-sized guests.

TITAN 2 SWIVEL

The Titan 2 Series of chairs balances elegance and sophistication with versatility and durability. The luxuriously upholstered seat and back provide support and confidence required by many of today's full-sized guests. Seat swivels for ease of use.

BUTTERFLY TABLE

Frame is contoured using a mandrel bend & welds are enforced for strength. With the Titan Tables, all tops are fully adjustable to a max height of 10". Every table has the ability to adjust one top outward to a max of 6". Easy adjusting.



AIDS TO DAILY LIVING

Our Aids to Daily Living collection offers a range of products designed to help you perform everyday tasks with greater ease and independence. From reachers and dressing aids to kitchen and dining aids, we have various products to meet your needs. Our products are designed with functionality, durability, and ease of use in mind, making them an excellent choice for individuals with physical limitations or disabilities. With our Aids to Daily Living, you can enjoy greater freedom and independence in your daily activities.

AROUND THE HOUSE



I1-1

HAND-HELD REACHER

With a lightweight aluminum frame this reacher helps to eliminate bending and stretching. Only 12 ounces of pressure required at trigger to close jaws



I1-2

BED ALARM

Bed alarm and pad offer an efficient method to be alerted when your patient exits their bed.



I1-3

SEAT BELT ALARM

An easy to use belt alerts staff the moment the buckle is undone. The alarm has a convenient on/off switch, low battery light, and flashing light to help locate the patient. The belt has grommets to secure bolts for attaching to the chair.



I1-4

WANDER ALARM

This motion-activated, infrared alarm requires no tools or wires and installs in seconds. Its many uses include: outside use to detect unwanted intruders, or inside use to monitor the wanderings of loved ones. The monitor can be placed up to 400 feet (122m) from the detection unit.



I1-5

FALL MATT

Floor mats help prevent injury in the event of an accidental roll-off from bed. Made from high-density polyurethane foam

BATHROOM AIDS



BATH TUB SAFETY TREAD

Non-slip, self-adhesive and waterproof. 8 treads per package



LONG HANDLED SPONGE

A colourful rectangular sponge mounted on a light weight epoxy coated aluminum handle. Has a vinyl hand grip to reduce slipping from wet hands. Also great for cleaning the tub without bending over.

BEDROOM AIDS



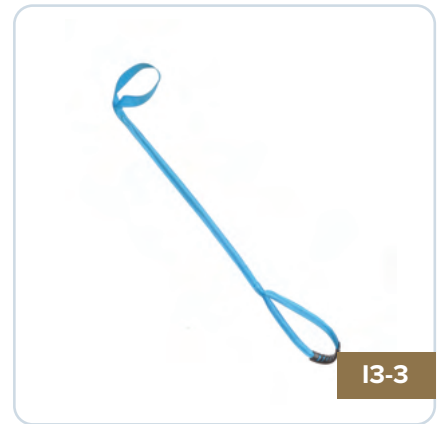
DRESSING STICK

The push/pull hook on one end is helpful with many articles of clothing. The other end has a zipper pull. 24" (61cm) wooden shaft.



SOCK AID

This deluxe rigid sock aid helps put on socks, stockings and compression stockings without bending. It is made of formed polystyrene plastic that holds its shape and has soft foam grip handles with braided cords which may be cut and retied to adjust the length – makes it easy to use!



LEG LIFTER

An easy way to lift or assist in leg movement. 36" in length.

BEDROOM AIDS



I3-4

LONG HANDLED SHOE HORN

Prevents bending or stooping when putting on shoes. Won't snag socks or stockings. 23" long. Retail packaged


MOBILITY



I4-1

WHEELCHAIR BACKPACK


A heavy weight black Cordura nylon pack. Nylon straps for hanging over wheelchair handles. One large pocket and two outside smaller pockets.



I4-2

WHEELCHAIR ARMREST POUCH

An arm pouch made of vinyl, designed to fit over the armrest of a wheelchair with desk arms. Also fits on a walker.



I4-3

WHEELCHAIR DRINK HOLDER

This is without a doubt the best drink holder we have ever seen. It folds flat when not needed, flips down for use. It has adjustable drink holders to accommodate everything from small cans to 32 oz. bottles.

MOBILITY




WHEELCHAIR OXYGEN TANK HOLDER

This nylon oxygen tank holder is both strong and light. The mounting straps are adjustable to fit most wheelchairs and are long enough to mount the tank off-centre to avoid contact with the patient's head or back.



APOLLO SAFETY LIGHT

Includes 3 super-bright LEDs
Feature 3 usage modes: High, Low, and Strobe. 20 lumen design for increased safety. Compatible with all mobility aids



HANDY BAR

The 9-inch long no-slip grip of the HandyBar provides stability and balance when standing or sitting from the car. Easily store the 1-pound car assist in your glove box, door compartment, middle console or purse to keep it easily accessible. Compatible with any vehicle with a U-shaped door striker latch.



HANDY HANDLE

The Handy Handle provides a safe way to assist a loved on to stand from a seated position. The 9.5" x 4.5" ribbed plastic handle with rubber grips allows for a comfortable and secure grip for both caregiver and patient.



HOME ACCESSIBILITY

At MED+ Medical Equipment Distribution, we understand the importance of home accessibility for individuals with mobility limitations. Our wide range of home accessibility products can help you or your loved one move around the house with ease and comfort. We have solutions that fit your unique needs and budget, from ramps to stairlifts. Our team of experts can work with you to assess your home and recommend the right products to improve your mobility and accessibility. We also offer installation services to ensure your products are properly installed and functioning safely. At MED+, we believe everyone deserves the freedom and independence to live in their home comfortably and safely, and we're here to help make that happen.

CEILING LIFTS



J1-1

ARJO MAXISKY 2

Delivers a complete and intuitive patient handling solution suitable for both long-term and acute care environments, assisting you in safeguarding the wellbeing of caregivers, patients and residents. The ceiling lifts are installed, stored and operated so that a single caregiver can transfer patients or residents smoothly without any manual lifting, thereby helping to reduce the risk of injury for themselves and the person in their care.



J1-2

HANDICARE AP350

The AP-Series Portable Ceiling Lift is designed for caregivers that require a reliable worry-free portable lifting solution where safety matters. Features including the SafeGuard Hook and ActiveSense Tilt Detection, the AP-Series Portable Ceiling Lift gives caregivers an additional safety blanket when moving and transferring their clients and loved ones during daily routines.



J1-3

HANDICARE AP450

The AP-Series Portable Ceiling Lift is designed for caregivers that require a reliable worry-free portable lifting solution where safety matters. Features including the SafeGuard Hook and ActiveSense Tilt Detection, the AP-Series Portable Ceiling Lift gives caregivers an additional safety blanket when moving and transferring their clients and loved ones during daily routines.



J1-4

HANDICARE P600

With its 600 lb capacity, the P-600 is ideal for environments with a demand for higher weight transfers. Plus, it features an optional cart to carry the load for you when transporting between rooms.



J1-5

HANDICARE FREE STANDING TRACK

This lightweight yet durable freestanding track was designed with both caregiver and client in mind. The FST-300 comes ready to use and can be assembled by one person in minutes – no tools required!

DOOR OPENERS



STANLEY ACCESS

Flexible activation options (Magic Touch™). Improved traffic flow. Swing-Guard LE sensor that keeps the door open when a pedestrian is in its swing path, adding safety and reducing HV/AC loss


POOL LIFTS



AQUACREEK RANGER 2

This is a unique, non-rotating lift that also provides a low profile and small footprint making it an incredibly solid, durable, and reliable product that blends in with almost any décor. Users access their pools sitting in the seat parallel to the lift and side of their pool in a single out-and-down motion.

RAILINGS



ALUMINUM RAILINGS

Specializing in aluminum railings for your home or business, custom made to satisfy your requirements. We manufacture aluminum railings, gates, fences, columns, in a variety of styles and colours. We strive to be the leader in quality aluminum products and continue to exceed every customers expectations. With an aluminum railing from Alumarail you get the beauty of wrought iron without the hassle. Railings that are maintenance free and never rust.



PROMENAID

Promenaid handrails are stylish, versatile, and easy to install, available in a range of finishes to match any decor. They are also code compliant and offer adjustable elbows and wall-return endcaps for easy installation. LED technology is also available.


STAIRLIFTS



J5-1

HANDICARE 1000

The 1000 track offers a sleek look and takes up less room along your staircase to ensure others can safely get by.



J5-2

HANDICARE 1100

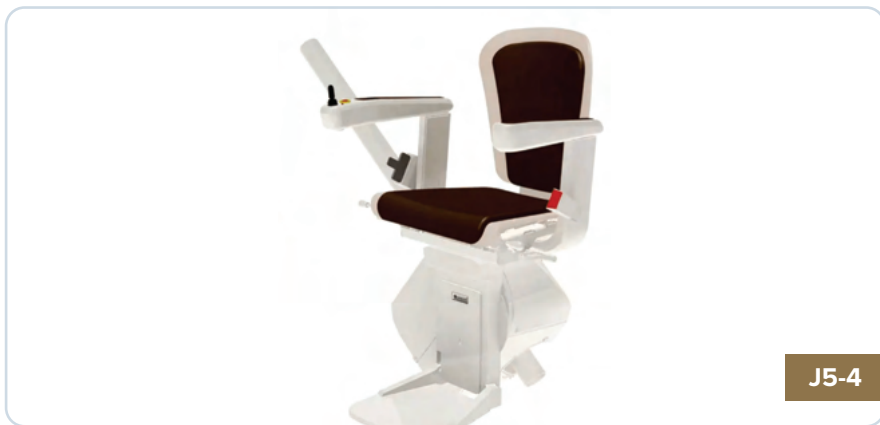
The Handicare 1100 Straight Stairlift features next-generation technology with an ultra-streamlined design that takes up less space on your stairs. The Patented Multi-Drive System will ensure your stairlift is operating at peak levels at all times with no reduction in performance eve



J5-3

HANDICARE 4000

A curved stairlift is the optimal choice for spiral staircases or ones with a landing or bend. The 4000 features the tightest track bends in the industry today. Each 4000 is custom-built based on your home's architecture to ensure it fits snugly against your wall and maximizing your staircase's remaining capacity. If space at the bottom of the staircase is a concern, the seat can be parked upstairs by adding a Powered Hinge Rail that lifts and folds the track away when not in use.



J5-4

FREECURVE CURVED STAIRLIFT

The single tube rail design can overcome the toughest staircase challenges while looking great in your home. Custom built to fit your staircase, this unique and elegant single-track design is available in a variety of colors to match your home décor.


VERTICAL PLATFORM LIFTS



SERENITY HEALTHCARE

The Serenity VPL is a state of the art lift technology for a person in need of the product. The VPL-SH1 was engineered to be light in manufacture compared to other products in the field, easily transported by minivan. Endurance and durability is of prime importance. The VPL will stand the test of time for many years, maintaining a high level of longevity through the cold winters and heat factors of the summer months. This is a visually pleasing unit comprised of stainless steel and plexi-glass.

WHEELCHAIR RAMPS



EZ ACCESS THRESHOLD

The Transitions Angled Entry Ramp - is a portable, stand-alone threshold ramp featuring independently adjustable legs with swivel feet, allowing for vertical adjustment. This free-standing portable threshold ramp is ideal for doorways that swing in and out, uneven surfaces or single step rises.



EZ ACCESS SUITCASE

The Suitcase Advantage Series Ramp - Portable single-fold ramp is one of the most user-friendly portable Suitcase ramps.



EZ ACCESS GATEWAY

The Gateway Solid Surface Portable Ramp is a 1 piece design which means no assembly or moveable parts; just set the ramp in the desired position, and it's ready to use. The Gateway is made of durable aluminum, so it will not rust, rot, or deteriorate from the outdoor elements, making this the perfect ramp to improve access to your home or business.

WHEELCHAIR RAMPS



Q-RAMP

Constructed of powder coated aluminum our wheelchair ramp construction is complimented with patented ThruFlow™ decking panels for the running surface which makes QRamp the best quality, most attractive, safest modular ramp available on the market today. The durable, non-slip ThruFlow panels enable rain, snow and debris to pass through the surface, making it virtually maintenance free.



RENOVATIONS

Our Renovations services offer expert services to transform your kitchen and bathroom. We offer a range of services, including complete bathroom renovations that cater to your specific accessibility needs. Our services include custom vanities with sinks, toilets, tile showers, and walk-in tub installations to enhance safety and convenience. Our team of professionals will work closely with you to ensure that your bathroom and kitchen are designed to accommodate your accessibility needs and allow for comfortable and independent use.

BATHROOMS



TOILETS



CUSTOM VANITIES WITH SINKS

BATHROOMS




J8-3

FIBERGLASS SHOWERS



J8-5



J8-5



J8-5



J8-5

TILED BARRIER FREE SHOWERS

BATHROOMS



J8-6




J8-6


WALK-IN TUBS



J8-7



J8-7



J8-7

SHOWER FIXTURES

MED+

Medical Equipment Distribution
IMPROVING LIFESTYLES

CONTACT US

Med+ Medical Equipment Distribution



416-477-5960



647-479-5770



medplus@medplushealth.ca



120 McLevin Ave, Units 2A/3
Scarborough, ON M1B 3E9



5040 Mainway, Unit 3
Burlington, ON L7L 7G5

FEATURED BRANDS

